

# EARLY CHILDHOOD















## KG2 SCHOOL Supply List









2025-2026






The following supplies should be sent with your child during the first week of school. **Please make sure all supplies are clearly labeled with your child's first and last name.** Kindly use a labeling method that will not easily be removed.

\*When purchasing these supplies, please keep in mind that these are tools for learning and should not be a distraction.

Item	Description Please label all items with your child's first and last name. When choosing your label, consider how durable it will be.	Quantity	Check <input checked="" type="checkbox"/>
	Backpack with NO wheels  MUST fit an A4 folder  MUST not exceed: 30cm wide x 15cm deep x 38cm high	1	
	Lunch bag – Should be easy for students to handle by themselves.	1	
	Reusable Water bottle – Preferably without a straw OR straw must not be exposed. (must be able to open and close themselves)  Stanley cups are not allowed	1	
	Change of seasonal school uniform, including socks and underwear (In a separate container or box IKEA shoebox plastic) – size 56x39x28 cm/45 l	1 set	

	Ikea Clear plastic storage box with lid: size 39x28x14 cm	1	
	<p>A3 Blue Folder - With zipper</p> <p>A3 Red Folder – with zipper</p> <p>A4 Green Folder – with zipper</p>	<p>1 Blue A3</p> <p>1 Red A3</p> <p>1 Green A4</p>	
	Clipboard – Simple and free from distracting designs.	1	
	Whiteboard – Small, simple, durable and free from distracting designs.	1	
	Dry Erase Markers – <u>Pack of 8</u>	1 pack	
	Whiteboard Eraser – Please consider durability when choosing this item.	1	
	Dettol Wipes (large)	3 packs	
	Glue Sticks - small	3 SMALL sticks	

	Glue Sticks - large	3 LARGE sticks	
	Eraser - We recommend Staedtler.	5	
	Scissors (blunt point, metal)	1	
	Pre-sharpened pencils (Must have eraser – we recommend HB-Staedtler)	2 boxes	
	Colored Pencils A pack of 24	1	
	Pencil sharpener- Staedtler cylinder	1 each	
	Play-do Pack	2	
	Washable Markers (Thick) Pack of 8	1 pack	

	<p>Display Book with 20 clear pockets – A3 size</p>	<p>1</p>	
	<p>Display book with 30 pockets – A4 size</p>	<p>1</p>	
	<p><b><u>Wired</u></b> Headset for the iPad  (Has to be wired since it will stay in school, and we will not be able to recharge it)</p>	<p>1</p>	
	<p>Headphones connector if the headset needs it to connect to the iPad</p>		
	<p>Blue Tacks</p>	<p>1</p>	


**Note:** As students use these materials throughout the year, it will be their responsibility to replenish them as needed.

# KG2 HOME Supply List

(Please do not send the supplies below to school)

2025-2026

The following supplies should be readily available **at home** for any virtual school days. Please do not send them to school.

Item	Check <input checked="" type="checkbox"/>
 <p>The image displays a variety of school supplies arranged on a white background. At the top left is a small whiteboard with a black frame and a white marker. Next to it is a white rectangular eraser with 'STAEDTLER' and 'Mars plastic' printed on it. To the right of the eraser is a yellow tube of 'UHU stic' glue. Further right is a sheet of white lined paper. Below these items are several Expo brand dry-erase markers in various colors (red, green, blue, orange, yellow, purple) still in their packaging. Next to the markers is a blue Staedtler pencil sharpener. To the right of the sharpener is a pair of blue-handled scissors. Further right is a yellow pencil with a black eraser. At the bottom left is a red container of 'STAEDTLER' correction fluid. Next to it is a blue container of 'STAEDTLER' correction fluid. To the right of these is a yellow container of 'Play-Doh' modeling clay.</p>	